



NAVARA





THE BEST NAVARA EVER

## EXPECT TOUGH, DISCOVER MORE

The all-new, all-capable Nissan Navara is an evolutionary leap in premium all terrain pickup standards, across the board.

Expect unprecedented levels of dynamic styling, luxury interior comfort, the latest in connectivity and all terrain driver safety technology, in a package that honours 85 years of proven LCV heritage.

The new Navara dominates on all terrains, with true off-road capability and on-road performance built in Africa for African conditions.

Welcome to the best Navara ever, a pickup built of more.

PERFORMANCE ON DEMAND

## THE POWER TO KEEP PUSHING FORWARD

The all-new Navara combines horse power and brain power in a way that gives you the confidence to conquer all rugged terrains, as well as the city streets and wide open roads. Purpose built for unique and unforgiving African conditions, this boldly styled and technologically advanced pickup arrives fully loaded with features to keep you and your loved ones connected, safe and comfortable, no matter where the road takes you.



2.5L DDTI INTERCOOLED  
TURBO DIESEL ENGINE

2.5L MULTIPOINT MANIFOLD  
INJECTION PETROL ENGINE

Choose between smooth petrol efficiency or turbo-charged diesel torque, across the Navara range. Various power output engines are now on offer in both petrol and diesel, to suit every leisure or business need. Combined with a 7-speed automatic or a 6-speed manual transmission, you'll be sure to have all the power to load, haul or cruise when you need it most.

Mid Output

POWER TORQUE  
**120kw 403Nm**

High Output

POWER TORQUE  
**140kw 450Nm**

Mid Output

POWER TORQUE  
**118kw 233Nm**

High Output

POWER TORQUE  
**125kw 244Nm**



### ULTRA-LOW NVH

Improvements in Noise, Vibration and Harshness translate into a noticeably smoother and more refined on-road driving experience.



### VEHICLE DYNAMIC CONTROL (VDC)\*

Seven Sensors in the Navara monitor driver inputs and vehicle motion, gently aiding the vehicle's ability to stay on the driver's intended path. Vehicle Dynamic Control helps control and limit both understeer and oversteer, maintains optimum traction and even applies brake pressure to reduce wheel slip on loose road surfaces.



### ELECTRONIC BRAKE FORCE DISTRIBUTION (EBD) WITH BRAKING ASSIST (BA)

Reduce stopping distances in emergencies by up to 15% with Braking Assist. The Navara detects panic braking and automatically increases pedal pressure for confident, controlled braking to avoid collisions at high speed.



### TRAILER STABILITY ASSIST (TSA)\*

New to the Nissan Range and standard across all models, TSA inspires towing confidence by detecting any instability, sway or "fishtailing" in the trailer while driving and quickly brings the trailer back into a safe axis.

\*AVAILABLE ON SELECTED MODELS.

ROCK SOLID OFF-ROAD CAPABILITY

## ANY TERRAIN. ANY TIME.

Take on the most challenging environments that Africa has to offer with ultimate confidence. The latest in electronic driver technology meets decades of hardworking Nissan pickup heritage to create the toughest Navara ever, purpose built to conquer and built to last. The all-new Navara merges capability and sophistication for you to cruise rolling dunes, tackle river crossings with ease or navigate an extreme rocky trail with rock solid confidence.



### ON THE FLY 4X4\*

Easily shift from 2WD to 4 High thanks to the Navara's On The Fly 4x4 system. Whether it's 4WD High you need for a bit of light off-roading, or 4WD Low for navigating obstacles, deep sand, snow, or mud it's an easy switch. For every day driving, 2WD mode helps keep your trip more fuel-efficient.



### HILL DESCENT CONTROL (HDC)\*

Hill Descent Control makes going down steep gradients manageable by automatically adjusting your speed and brake pressure to help keep you safely in control, at a constant speed.



### HILL START ASSIST (HSA)\*

It's never an uphill battle with Hill Start Assist to prevent from rolling backwards on steep inclines.

NISSAN  
INTELLIGENT  
MOBILITY



### BRAKE LIMITED SLIP DIFFERENTIAL (B-LSD)\*

Whenever it senses a wheel beginning to slip, the all-new Navara's Brake Limited Slip Differential system automatically brakes the slipping wheel and sends additional power to the wheels with the most traction, giving you better performance.

\*AVAILABLE ON SELECTED MODELS.

KNOWLEDGE IS POWER

## ADVANCED DRIVER-ASSIST DISPLAY\*

It's easy to be in control of the situation with Navara's Advanced Drive-Assist Display. Helping to keep your eyes on the road with less distraction means you're focused and relaxed, whether you're off the beaten track or negotiating city traffic. Navara's ultra-clear 7-inch Advanced Drive-Assist Display puts key information right where you'll want it. With a quick glance down, you have info on everything from music information to navigation directions and other key driver's aid alerts.



INTELLIGENT INTEGRATION

## TECH TO CONNECT WITH INTUITIVE NAVIGATION AND INFOTAINMENT

Seamlessly integrate your digital life with the best Navara ever and bring your world on the road with you, wherever you go.

### 8-INCH TOUCH-SCREEN INFOTAINMENT\*

Navara PRO-4X and LE Plus Grade models are equipped with an 8-inch touch-screen display vehicle infotainment.



Equipped with **Siri®**, **Apple CarPlay®**\*\*\* brings on board your contacts, favorite audio apps, **Apple Maps®** and more.

The driver can use the steering wheel controls to adjust volume and toggle through screens.

- **Apple CarPlay®** can be used by connecting the lightning cable at one of the USB ports to the iPhone.
- The driver can instantly see all the compatible apps on the display screen such as maps, music and podcasts.
- **Apple CarPlay®** is Plug and Play, which means no additional software is required for your iPhone and all updates reflect in real time for greater convenience.



Helps the driver Navigate, Communicate and entertain in the vehicle.

- **Android Auto™**\*\*\* automatically provides drivers useful information like suggested destinations, upcoming appointments and weather conditions.
- **Google Maps\*\*** and **Waze\*\*** allows the driver to get real time alerts of traffic conditions, best routes and even petrol stations on the selected route. The hands-free tech gives voice-guided navigation, live traffic information, lane guidance, and warnings to the driver.
- With on-demand access to 40 million songs, **Google Play Music** allows you to stream virtually endless music and podcasts on the road.
- **Google Assistant** can read your messages out loud and you can write back by talking. From making calls to using chat apps with just your voice, **Android Auto™** makes driving less distracting.

### DOOR-TO-DOOR NAVIGATION POWERED BY TOMTOM\*

The Nissan Door-to-Door navigation guides the driver from one destination to another, to their vehicle and back. Say goodbye to looking for your vehicle in crowded mall parking lots or events, through seamless integration with your smartphone.

### ON-BOARD NAVIGATION\*

This feature is perfect for adventure drivers who may not always have access to a phone but still need the convenience of navigation. The built in Navigation in the all-new Nissan Navara allows the driver to select destination address, zoom in and out of the screen to get better perspective and even look for points of interest on the selected route or close by.

\*AVAILABLE ON SELECTED MODELS.

\*\*APPLE CARPLAY®, ANDROID AUTO™, GOOGLE MAPS AND WAZE FUNCTIONALITY IS COUNTRY DEPENDANT. CHECK LOCAL MARKET FOR ACTIVATION.

FIRST CLASS FOR ALL

## IMPRESSIVE FROM EVERY SEAT

Everyone wins in the all-new Navara. Rear seats provide improved comfort for rear passengers. Higher seat cushions increase the leg room while a rear center armrest with built-in cup holder storage for a mobile phone, add thoughtful conveniences to the comfort. The Navara features rear seat air conditioning ducts and an easy access USB port for the ultimate back seat driver experience.

NOISE  
REDUCING  
ACOUSTIC  
GLASS

FATIGUE  
REDUCING  
FRONT SEATS

COMFORT  
REAR SEATING  
CUSHIONS

8-WAY POWER  
ADJUSTABLE  
DRIVERS SEAT  
(LE Plus & PRO-4X)

REAR PASSENGER  
AIR-CONDITIONER  
DUCTS



**Automatic Climate Control** Create your ideal climate under any African conditions with Dual Zone Climate Control (PRO-4X and LE Model).



BEYOND PREMIUM

## WORLD CLASS INTERIOR COMFORT

With this much comfort and style, you'll never want to leave. Whether you're clocking up the miles on a long road trip with the family, or doing the every day office city commute, experience perfectly premium in the all-new Nissan Navara. Attention to detail abound with upscale accommodations of unique interior trim, special orange-accented logos and stitching of the PRO-4X logo and anodised black panels. Feel relaxed and protected thanks to noise dampening materials in the windshield, dashboard console and floor. Fatigue-reducing Zero Gravity front seats with leather, complete an SUV-like cabin in a pickup, like never before.



PRACTICAL AND PREMIUM

## STEP INTO A CABIN OPTIMIZED FOR CONVENIENCE

Form meets function as you discover how the Navara cabin has been thoughtfully planned out to seamlessly integrate into every moment; be it for work, play or leisure. Generous storage areas, sunglass stowing, an oversized glove box and multiple charging points make the all-New Navara the perfect companion for everyday life.



Oversized Practical Storage

CLEVER COMPARTMENTS

## FLEXIBILITY OUT OF THE ORDINARY


Navara maximises storage inside and out. The rear seats feature secure under-seat storage and boast the ability to remain conveniently flipped up to help transport taller items.



Effortless Access to Controls



Automatically  
Dimming Rear View Mirror\*



Cupholder and Mobile Phone  
Storage Station



Power Sources In Abundance



Large Door Pockets Access

\*AVAILABLE ON SELECTED MODELS.





#### AVM WITH OFF-ROAD MODE

On rough terrain, Navara's Intelligent Around View Monitor becomes your extra set of eyes. With a specialized Off-Road Mode activated at slow speeds in 4 LO mode, this advanced driver technology gives you a crystal clear view of the surrounding terrain as you navigate confidently and boldly across any surface type.



#### AVM WITH MOD

Navara's intelligent cameras are also able to detect moving objects around the vehicle, making it easier and safer to park in tight spaces. Moving Object Detection (MOD) alerts the driver through audible and visual information by displaying a yellow frame where a moving object has been detected, inspiring total driver confidence around every corner.



#### LEADING DRIVE ANGLES

Generous ground clearance and a wading depth of 600mm means you can keep going when the terrain gets tough. Designed with a superior approach angle of 33° and a departure angle of 27°, tackle steep conditions with the confidence to keep moving forward.



#### TRAILER HOOK-UP

Having a 360° view is especially useful when connecting to a trailer. Active guidelines help you place your Navara perfectly every time for the perfect trailer hook-up's, especially when there's no one else around to assist.

A BIRD'S EYE VIEW

## AROUND VIEW MONITOR\*

Experience confidence in the most confined spaces. Around View Monitor technology makes use of four cameras, giving you a complete composite 360° overhead view of every obstacle in your immediate vicinity. Combine that with Navara's efficient steering angles and take on the most challenging tight parking spaces with ease and confidence every time.



Nissan tackles the everyday situations with innovative engineering. The Navara's steering ratios help when changing direction quickly or manoeuvring through tight parking spaces.

\*AVAILABLE ON SELECTED MODELS.



THE PERFECT BALANCE

## HAVE IT ALL IN THE NAVARA LE PLUS MODEL

The all-new stylish Navara LE Plus Model arrives with a bold new masculine design that commands attention everywhere you go. This overachieving all-rounder offers chrome finishes, signature C-Shaped Boomerang Style LED headlamps and 18-inch wheels. Whether you are heading out to a special occasion with friends or family, or leaving the city for an off-road adventure - you are guaranteed to show up in style and get the job done every time.

HARDWORKING AND GOOD LOOKING

## ALL THE CAPABILITY WITHOUT ANY COMPROMISE

Gone are the days where a choice has to be made between hardworking and good looking. The all-new Navara boasts extensive range model depth, catering for every driver need and requirement, with several model and grade options across the board. The LE Plus Model offers exceptional levels of bold and dynamic styling, with generous levels of premium interior comfort, safety and connectivity technology; without compromising on tough hardworking credentials to tackle the harshest African conditions.



UTILI-TRACK CHANNEL SYSTEM

Work smarter and not harder in the new Nissan Navara. Ideal for securing your cargo, this practical and innovative cargo system consists of two channels running the length of the pickup bed with four heavy-duty cleats. Position and move stable tie-down points anywhere along the load bed walls for maximum flexibility.



UPGRADED STRENGTH

Special focus has been placed on towing and payload, so the new Navara features a stronger rear axle to allow for heavier loads with even more confidence. To accommodate the more powerful engine plus greater towing and payload capabilities, the rear brake size has been increased to reduce fade and provide more balanced stopping power.



A World Class Cabin

LOAD BOX FLOOR LENGTH

1 509mm

LOAD BOX FLOOR WIDTH

1 560mm

TAIL GATE OPENING

1 358mm



THE PERFECT BALANCE

## PRACTICALITY MEETS COMFORT IN THE NAVARA SE PLUS MODEL

The Navara SE Plus Model arrives as the overachieving all-rounder, offering surprising levels cabin comfort, safety features and technology to connect you to your world around you, in a stylish package built for hardworking African conditions.

RAISE THE BAR


## ENJOY MORE FEATURES IN A PICKUP READY TO WORK

The purpose-built SE Plus Model\* offers exceptional levels of bold and dynamic exterior styling, with generous levels of practical interior comfort like electric windows, Bluetooth® radio connectivity and driver safety technology.



### A REFINED WORKSPACE

The all-new Navara SE Plus Model offers a cabin workspace environment which boasts levels of comfort beyond the expected. A soft touch steering wheel with multi-function controls, Bluetooth® radio integration and electric windows complete this hardworking, but comfortable package.



### BUILT FOR BUSINESS

Special focus has been placed on towing and payload, so the new Navara features a stronger rear axle to allow for heavier loads with even more confidence. To accommodate the more powerful engine plus greater towing and payload capabilities, the rear brake size has been increased to reduce fade and provide more balanced stopping power.



### ENGINE POWER

Navara SE Plus Models are powered by reliable and fuel-efficient petrol and diesel engines, paired with all-new 6 speed manual gearboxes to offer low speed torque and high-speed efficiency, wherever the work may take you.

\*SE PLUS PETROL DERIVATIVES AVAILABLE IN BOTH 4X2 AND 4X4. SE PLUS DIESEL DERIVATIVE AVAILABLE IN 4X2 ONLY.



YOUR PARTNER IN BUSINESS

## BUILT FOR THE LONG RUN WITH TOTAL SUPPORT

For hard work being done for the long run, every all-new Navara is sold with warranties and guaranteed aftersales support, for total piece of mind. This includes parts, servicing and accessories to keep your Navara XE Plus Model on the road and getting the job done, for longer.

PURPOSE BUILT

## A LEGACY OF RELIABILITY YOU CAN TRUST

The all-new Nissan Navara range has more depth and more options than ever before. For true workhorse capability look no further than the XE Plus Model. Bred from legendary Nissan toughness and more than 85 years of proven LCV heritage, the hardworking Navara XE Plus Model exceeds traditional category standards. Expect hard working credentials in a package that's honest and to the point.



### READY TO WORK

The Navara XE Plus Model offers impressive category towing and payload figures, as a workhorse that's truly built to do more. Load 1054 kg of payload and haul up to 3.5 tons, under braked towing conditions.



### A PRODUCTIVE WORKSPACE

Step into a quieter cabin with minimal vibration and road noise. Experience an ergonomically designed driver cockpit with air-conditioning, power steering and a 6-way driver adjustable front seat. Additional conveniences include USB charging ports, front and rear cup holders as well as storage pockets.



### SAFETY FEATURES

In addition to Airbags, Brake Assist and Vehicle Dynamic Control, the all-new Navara XE Plus Model boasts intelligent Trailer Stability Assist and Hill Decent Control for a hard-working pickup that's safer than ever.



## COLOURS



White (S) - QM1



Silver (M) - KY0



Techno Grey (M) - KY5



Infinite Black (S) - KH3



Red (S) - AX6



Forged Copper (M) - CAU



Blue (M) - B16



Warrior Grey (PM) - KBY  
Available on PRO-4X only

## TRIMS



CLOTH SEATS (SE Plus and XE\* Plus Single Cab Model)  
\*Grey vinyl option available for XE Single Cab only



BLACK LEATHER SEATS (LE Plus Model)



BLACK LEATHER SEATS (PRO-4X Model)

## WHEELS



16" STEEL  
(SINGLE CAB)



17" STEEL



17" ALLOY



18" ALLOY  
(LE Grade)



17" ALLOY  
(PRO-4X)

## A PICKUP RANGE BUILT OF MORE AND READY TO WORK

The all-new Nissan Navara combines legendary Japanese technology, designed and built in Africa for Africa. Enjoy more range depth than ever before, with three purpose-built core models to choose from.

### THE NEW NAVARA'S EXPANDED RANGE NOW INCLUDES A SINGLE CAB

Designed to suit your functional needs in whatever hardworking industry or business environment you are in, the all-new Nissan Navara now offers a Single Cab XE and XE Plus Model in both petrol and diesel.

# Nissan NAVARA PRO-4X



BODY TYPE	• Double Cab
SEATING CAPACITY	• 5
ENGINE	• Diesel, Common Rail Direct Injection, 2488 cc • Petrol, Multipoint Manifold Injection, 2488 cc
POWER AND TORQUE	• Diesel: 140kW @ 3600 rpm & 450Nm @ 2000 rpm • Petrol: 125kW @ 6000 rpm & 244Nm @ 4000 rpm
TRANSMISSION	• 6 Speed Manual Transmission (Petrol Only) • 7 Speed Automatic Transmission
WHEELS	• 17" Alloy
EXTERIOR	• Body Colour Bumpers • Black Coloured Mirrors • Black Grill • Rear Step Bumper • Auto Folding & Electric Adjust Mirrors • Black Door Handles • LED Headlights & Daytime Running Lights & Fog lamps • Roof Rails Black • 2 channel Utili-Track™ System on Load Bed

- INTERIOR AND CONVENIENCE**
- Black Interior
  - Power Leather Seats
  - 8-Inch Display Audio (AM/FM+ RDS + USB + BT + Voice Recognition + Apple Carplay® + Andriod Auto™)
  - Navigation
  - 6 Speakers
  - Cruise Control
  - Auto Air-Conditioner
  - Auto Dimming Rear-View Mirror
  - Intelligent Key with Push Start Button
  - Power Slide Rear Screen

- SAFETY**
- Dual Front, Side, Curtain & Driver Knee Airbags
  - ABS, EBD, Brake Assist
  - Vehicle Dynamic Control, Hill Start Assist & Hill Descent Control
  - Trailer Stability Assist
  - Around View Monitor & Moving Object Detection
  - Speed Sensing Door Lock
  - ISOFIX Child Seat Anchorage




# Nissan NAVARA LE Plus



BODY TYPE	• Double Cab
SEATING CAPACITY	• 5
ENGINE	• Diesel, Common Rail Direct Injection, 2488 cc • Petrol, Multipoint Manifold Injection, 2488 cc
POWER AND TORQUE	• Diesel: 140kW @ 3600 rpm & 450Nm @ 2000 rpm • Petrol: 125kW @ 6000 rpm & 244Nm @ 4000 rpm
TRANSMISSION	• 6 Speed Manual Transmission • 7 Speed Automatic Transmission (Diesel Only)
WHEELS	• 18" Alloy
EXTERIOR	• Body Colour Bumpers • Body Coloured Mirrors • Auto Folding & Electric Adjust Mirrors • Chrome Door Handles • LED Headlights & Daytime Running Lights & Fog Lamps • Roof Rail Silver • 2 Channel Utili-Track™ System on Load Bed

INTERIOR AND CONVENIENCE	<ul style="list-style-type: none"> <li>• Manual Cloth Seats or Power Leather Seats (Plus model)</li> <li>• 8-Inch Display Audio (AM/FM + RDS + USB + BT + Voice recognition + Apple Carplay® + Andriod Auto™)</li> <li>• Navigation (Plus Models)</li> <li>• 6 Speakers</li> <li>• Cruise Control</li> <li>• Auto Air-Conditioner</li> <li>• Auto Dimming Rear-view Mirror (Plus Models)</li> <li>• Intelligent Key with Push Start Button</li> </ul>
SAFETY	<ul style="list-style-type: none"> <li>• Dual Front, Side, Curtain &amp; Driver Knee Airbags</li> <li>• ABS, EBD, Brake Assist</li> <li>• Vehicle Dynamic Control, Hill Start Assist &amp; Hill Descent Control</li> <li>• Trailer Stability Assist</li> <li>• Around View Monitor &amp; Moving Object Detection</li> <li>• Speed Sensing Door Lock</li> <li>• ISOFIX Child Seat Anchorage</li> </ul>



## Nissan NAVARA SE Plus



BODY TYPE	• Double Cab
SEATING CAPACITY	• 5
ENGINE	• Diesel, Common Rail Direct Injection, 2488 cc • Petrol, Multipoint Manifold Injection, 2488 cc
POWER AND TORQUE	• Diesel: 120kW @ 3600 rpm & 403Nm @ 2000 rpm • Petrol: 125kW @ 6000 rpm & 244Nm @ 4000 rpm
TRANSMISSION	• 6 Speed Manual Transmission
WHEELS	• 17" Alloy
EXTERIOR	• Body Colour Bumpers • Black Grill • Black Coloured Mirrors • Auto Folding & Electric Adjust Mirrors • Black Door Handles • Halogen Headlights • 12V Outlet Inside Load Bed

INTERIOR AND CONVENIENCE	• Manual Cloth Seats • Audio - CD, AM/FM, RDS, Bluetooth Connectivity • Steering Wheel Controls • 4 Speakers • Cruise Control (Plus Models) • Manual Air-Conditioner • Sunglass Holder • Manual Slide Rear Screen
SAFETY	• Dual Front Airbags • Side, Curtain Driver Knee Airbags (Plus Models) • ABS, EBD, Brake Assist • Vehicle Dynamic Control, Hill Start Assist • Hill Descent Control (4X4 Models) • Trailer Stability Assist • Speed Sensing Door Lock • ISOFIX Child Seat Anchorage





## Nissan NAVARA XE Plus



BODY TYPE	• Double Cab
SEATING CAPACITY	• 5
ENGINE	• Diesel, Common Rail Direct Injection, 2488 cc • Petrol, Multipoint Manifold Injection, 2488 cc
POWER AND TORQUE	• Diesel: 120kW @ 3600 rpm & 403Nm @ 2000 rpm • Petrol: 125kW @ 6000 rpm & 244Nm @ 4000 rpm
TRANSMISSION	• 6 Speed Manual Transmission
WHEELS	• 17" Steel
EXTERIOR	• Body Colour Bumpers • Black Grill • Black Coloured Mirrors • Manual Folding & Manual Adjust Mirrors • Black Door Handles • Halogen Headlights • 12V Outlet Inside Load Bed

INTERIOR AND CONVENIENCE	• Manual Cloth Seats • Without Audio Head Unit (With/Pre-Wire) • Rear Seat Armrest with Cup Holders • Manual Air-Conditioner • Manual Slide Rear Screen
SAFETY	• Dual Front Airbags • Side, Curtain Driver Knee Airbags (Plus Models) • ABS, EBD, Brake Assist • Vehicle Dynamic Control, Hill Start Assist • Hill Descent Control (Plus Models) • Trailer Stability Assist • ISOFIX Child Seat Anchorage • Anti-theft system (Immobiliser) • Front Brakes - Ventilated Discs



## Nissan NAVARA XE Plus



BODY TYPE	• Single Cab
SEATING CAPACITY	• 2
ENGINE	• Diesel, Common Rail Direct Injection, 2488 cc • Petrol, Multipoint Manifold Injection, 2488 cc
POWER AND TORQUE	• Diesel: 120kW @ 3600 rpm & 403Nm @ 2000 rpm • Petrol: 118kW @ 6000 rpm & 233Nm @ 4000 rpm
TRANSMISSION	• 6 Speed Manual Transmission
WHEELS	• 16" Steel
EXTERIOR	• Black Bumpers • Black Grill • Black Mirrors • Manual Folding & Manual Adjust Mirrors • Black Door Handles • Halogen Headlights

INTERIOR AND CONVENIENCE	• Manual Cloth Seats (Plus Models) • Front Cup Holders • Front Door Storage Pockets & Bottle Holder • Without Audio Head Unit (With/Pre-Wire) • Manual Air-Conditioner • Fixed Rear Screen
SAFETY	• Dual Front Airbags • Side, Curtain Driver Knee Airbags (Plus Models) • ABS, EBD, Brake Assist • Vehicle Dynamic Control, Hill Start Assist • Hill Descent Control (Plus Models) • Trailer Stability Assist (Plus Models) • Anti-theft system (Immobiliser) • Front Brakes - Ventilated Discs



# Nissan Navara - 4 Wheel Drive

## Specifications & Features

MODEL - Double Cab		2.5i XE Plus 4X4 MT	2.5D XE Plus 4X4 MT	2.5i SE Plus 4X4 MT
<b>ENGINE</b>				
Engine		2.5i High Output	2.5D Mid Output	2.5i High Output
Displacement	cc	2488	2488	2488
Number of Cylinders		4	4	4
Bore and Stroke	mm	89.0 x 100.0	89.0 x 100.0	89.0 x 100.0
Maximum Power	kW/rpm	125/6000	120/3600	125/6000
Maximum Torque	Nm/rpm	244/4000	403/2000	244/4000
Fuel Type		Petrol	Diesel	Petrol
Fuel Supply		Multipoint, Manifold Injection	Common Rail Direct Injection	Multipoint, Manifold Injection
Fuel Tank Capacity	ℓ	80	80	80
<b>TRANSMISSION &amp; DRIVE TRAIN</b>				
Transmission		6-Speed Manual	6-Speed Manual	6-Speed Manual
Driven Wheels		4WD	4WD	4WD
Rear Limited Slip Differential		Std	Std	Std
<b>SUSPENSION</b>				
Front Suspension		Independent Double-Wishbone + Stabiliser	Independent Double-Wishbone + Stabiliser	Independent Double-Wishbone + Stabiliser
Rear Suspension		Leaf Spring	Leaf Spring	Leaf Spring
<b>WEIGHTS &amp; CAPACITY</b>				
Gross Combination Mass (GCM)	kg	4150	6130	4150
Gross Vehicle Mass (GVM)	kg	2750	3035	2750
Tare Mass	kg	2671	2956	2671
Min Kerb Weight	kg	1930	2049	1988
Max Kerb Weight	kg	1937	2056	2005
Payload	kg	987	987	920
Gross Axle Mass (Front - Laden)	kg	1490	1490	1490
Gross Axle Mass (Rear - Laden)	kg	1785	1785	1785
Maximum Towing Capacity Unbraked	kg	750	750	750
Maximum Towing Capacity Braked	kg	1588	3500	1588
<b>DIMENSIONS</b>				
Overall Length	mm	5210	5210	5260
Overall Width (Excluding Mirrors)	mm	1850	1850	1850
Overall Height	mm	1810	1810	1810
Wheelbase	mm	3150	3150	3150
Ground Clearance (Rear Axle)	mm	223	223	223
Front Track	mm	1570	1570	1570
Rear Track	mm	1570	1570	1570
Front Overhang	mm	885	885	885
Rear Overhang	mm	1175	1175	1175
Turning Circle (Kerb to Kerb)	m	6,3	6,3	6,3
Approach Angle	Degrees	33,0	33,0	33,0
Departure Angle	Degrees	27,4	27,4	24,9
Ramp Break-Over Angle	Degrees	23,8	23,8	23,8
Load Box Length - Floor	mm	1509	1509	1509
Load Box Length - Top	mm	1471	1471	1471
Load Box Width - Floor	mm	1560	1560	1560

# Nissan Navara - 4 Wheel Drive

## Specifications & Features

2.5i LE Plus 4X4 MT	2.5i PRO-4X 4X4 MT	2.5D LE Plus 4X4 MT	2.5D LE Plus 4X4 AT	2.5D PRO-4X 4X4 AT
<b>ENGINE</b>				
2.5i High Output	2.5i High Output	2.5D High Output	2.5D High Output	2.5D High Output
2488	2488	2488	2488	2488
4	4	4	4	4
89.0 x 100.0	89.0 x 100.0	89.0 x 100.0	89.0 x 100.0	89.0 x 100.0
125/6000	125/6000	140/3600	140/3600	140/3600
244/4000	244/4000	450/2000	450/2000	450/2000
Petrol	Petrol	Diesel	Diesel	Diesel
Multipoint, Manifold Injection	Multipoint, Manifold Injection	Common Rail Direct Injection	Common Rail Direct Injection	Common Rail Direct Injection
80	80	80	80	80
<b>TRANSMISSION &amp; DRIVE TRAIN</b>				
6-Speed Manual	6-Speed Manual	6-Speed Manual	7-Speed Automatic	7-Speed Automatic
4WD	4WD	4WD	4WD	4WD
Std	Std	Std	Std	Std
<b>SUSPENSION</b>				
Independent Double-Wishbone + Stabiliser	Independent Double-Wishbone + Stabiliser	Independent Double-Wishbone + Stabiliser	Independent Double-Wishbone + Stabiliser	Independent Double-Wishbone + Stabiliser
Leaf Spring	Leaf Spring	Leaf Spring	Leaf Spring	Leaf Spring
<b>WEIGHTS &amp; CAPACITY</b>				
4150	4150	6130	6130	6130
2750	2750	3035	3035	3035
2671	2671	2956	2956	2956
1988	1988	2105	2120	2120
2005	2005	2121	2137	2137
915	915	915	915	915
1490	1490	1490	1490	1490
1850	1785	1785	1785	1785
750	750	750	750	750
1588	1588	3500	3500	3500
<b>DIMENSIONS</b>				
5260	5260	5260	5260	5260
1850	1875	1850	1850	1875
1840	1840	1840	1840	1840
3150	3150	3150	3150	3150
223	223	223	223	223
1570	1570	1570	1570	1570
1570	1570	1570	1570	1570
885	885	885	885	885
1225	1225	1225	1225	1225
6,3	6,3	6,3	6,3	6,3
33,0	33,0	33,0	33,0	33,0
24,9	24,9	24,9	24,9	24,9
23,8	23,8	23,8	23,8	23,8
1509	1509	1509	1509	1509
1471	1471	1471	1471	1471
1560	1560	1560	1560	1560

# Nissan Navara - 4 Wheel Drive

## Specifications & Features

MODEL - Double Cab		2.5i XE Plus 4X4 MT	2.5D XE Plus 4X4 MT	2.5i SE Plus 4X4 MT
<b>DIMENSIONS (Continued)</b>				
Load Box Width - Top	mm	1492	1492	1492
Load Box Width - Between Wheel Arches	mm	1134	1134	1134
Load Box Width - Tailgate Opening	mm	1358	1358	1358
Load Box Height	mm	493-500	493-500	493-500
Wading Depth	mm	600	600	600
<b>WHEELS &amp; TYRES</b>				
Wheel Size and Type		17" Steel	17" Steel	17" Alloy
Tyre		255/65 R17 AT	255/65 R17 AT	255/65 R17 AT
Spare Wheel		Full Size Steel	Full Size Steel	Full Size Steel
Spare Wheel Lock		Option	Option	Option
<b>EXTERIOR</b>				
Grill		Black	Black	Black
Front Bumper		Body Coloured	Body Coloured	Body Coloured
Rear Bumper		-	-	Body Coloured
Side Steps		-	-	Black
Over-Fender		-	-	-
Roof Rails		-	-	-
Door Mirror Finish		Black	Black	Black
Door Mirrors		Manual Adjustment + Manual Fold	Manual Adjustment + Manual Fold	Power Adjustment + Auto Fold
Door Handles		Black	Black	Black
Front and Rear Mud Flaps		Std	Std	Std
Front Towing Hook		Std	Std	Std
Headlights		Halogen	Halogen	Halogen
Fog Lights		-	-	-
Daytime Running Lights		-	-	-
2 Channel Utili-Track™ System		-	-	-
12V Outlet Inside Load Box		Std	Std	Std
<b>COMFORT &amp; CONVENIENCE</b>				
Seating Capacity		5	5	5
Front Seat Type		Separate Seat	Separate Seat	Separate Seat
Driver Seat Adjustment		6-Way Manual	6-Way Manual	6-Way Manual
Passenger Seat Adjustment		4-Way Manual	4-Way Manual	4-Way Manual
Seat Upholstery		Fabric	Fabric	Fabric
Floor Material		Carpet	Carpet	Carpet
Front Cup Holders		2	2	2
Front Door Storage Pockets and Bottle Holder		2	2	2
Rear Door Storage Pockets and Bottle Holder		2	2	2
Sunglass Holder		-	-	Std
Rear Seat Aarmrest with Cup Holders		Std	Std	Std
12V Outlet Inside Cabin		2	2	2
USB Port		3	3	3
Air-Conditioning		Std	Std	Std
Rear Air Vents in Centre Console		Std	Std	Std
Power Windows with Driver Auto Up/Down Button		-	-	Std

# Nissan Navara - 4 Wheel Drive

## Specifications & Features

2.5i LE Plus 4X4 MT	2.5i PRO-4X 4X4 MT	2.5D LE Plus 4X4 MT	2.5D LE Plus 4X4 AT	2.5D PRO-4X 4X4 AT
1492	1492	1492	1492	1492
1134	1134	1134	1134	1134
1358	1358	1358	1358	1358
493-500	493-500	493-500	493-500	493-500
600	600	600	600	600
18" Alloy	17" Alloy	18" Alloy	18" Alloy	17" Alloy
255/60 R18 HT	255/65 R17 AT	255/60 R18 HT	255/60 R18 HT	255/65 R17 AT
Full Size Alloy	Full Size Alloy	Full Size Alloy	Full Size Alloy	Full Size Alloy
Option	Option	Option	Option	Option
Chrome	Black	Chrome	Chrome	Black
Body Coloured	Body Coloured	Body Coloured	Body Coloured	Body Coloured
Body Coloured	Body Coloured	Body Coloured	Body Coloured	Body Coloured
Silver	Black	Silver	Silver	Black
-	Black	-	-	Black
Silver	Black	Silver	Silver	Black
Body Coloured	Black	Body Coloured	Body Coloured	Black
Power Adjustment + Auto Fold	Power Adjustment + Auto Fold	Power Adjustment + Auto Fold	Power Adjustment + Auto Fold	Power Adjustment + Auto Fold
Chrome	Black	Chrome	Chrome	Black
Std	Std	Std	Std	Std
Std	Std	Std	Std	Std
LED + Auto + Follow Me Home	LED + Auto + Follow Me Home	LED + Auto + Follow Me Home	LED + Auto + Follow Me Home	LED + Auto + Follow Me Home
Std	Std	Std	Std	Std
Std	Std	Std	Std	Std
Std	Std	Std	Std	Std
Std	Std	Std	Std	Std
5	5	5	5	5
Separate Seat	Separate Seat	Separate Seat	Separate Seat	Separate Seat
8-Way Power	8-Way Power	8-Way Power	8-Way Power	8-Way Power
4-Way Manual	4-Way Manual	4-Way Manual	4-Way Manual	4-Way Manual
Leather	Leather	Leather	Leather	Leather
Carpet	Carpet	Carpet	Carpet	Carpet
2	2	2	2	2
2	2	2	2	2
2	2	2	2	2
Std	Std	Std	Std	Std
Std	Std	Std	Std	Std
2	2	2	2	2
3	3	3	3	3
Dual Zone AT	Dual Zone AT	Dual Zone AT	Dual Zone AT	Dual Zone AT
Std	Std	Std	Std	Std
Std	Std	Std	Std	Std



# Nissan Navara - 2 Wheel Drive

## Specifications & Features

MODEL - Double Cab		2.5i SE Plus 4X2 MT	2.5D SE Plus 4X2 MT
<b>ENGINE</b>			
Engine		2.5i Low Output	2.5D Mid Output
Displacement	cc	2488	2488
Number of Cylinders		4	4
Bore and Stroke	mm	89.0 x 100.0	89.0 x 100.0
Maximum Power	kW/rpm	118/6000	120/3600
Maximum Torque	Nm/rpm	233/4000	403/2000
Fuel Type		Petrol	Diesel
Fuel Supply		Multipoint, Manifold Injection	Common Rail Direct Injection
Fuel Tank Capacity	ℓ	80	80
<b>TRANSMISSION &amp; DRIVE TRAIN</b>			
Transmission		6-Speed Manual	6-Speed Manual
Driven Wheels		2WD	2WD
Rear Limited Slip Differential		Std	Std
<b>SUSPENSION</b>			
Front Suspension		Independent Double-Wishbone + Stabiliser	Independent Double-Wishbone + Stabiliser
Rear Suspension		Leaf Spring	Leaf Spring
<b>WEIGHTS &amp; CAPACITY</b>			
Gross Combination Mass (GCM)	kg	4150	6130
Gross Vehicle Mass (GVM)	kg	2750	3035
Tare Mass	kg	2671	2956
Min Kerb Weight	kg	1862	1978
Max Kerb Weight	kg	1898	2014
Payload	kg	1057	1057
Gross Axle Mass (Front - Laden)	kg	1490	1490
Gross Axle Mass (Rear - Laden)	kg	1785	1785
Maximum Towing Capacity Unbraked	kg	750	750
Maximum Towing Capacity Braked	kg	1588	3500
<b>DIMENSIONS</b>			
Overall Length	mm	5260	5260
Overall Width (Excluding Mirrors)	mm	1850	1850
Overall Height	mm	1805	1805
Wheelbase	mm	3150	3150
Ground Clearance (Rear Axle)	mm	223	223
Front Track	mm	1570	1570
Rear Track	mm	1570	1570
Front Overhang	mm	885	885
Rear Overhang	mm	1225	1225
Turning Circle (Kerb to Kerb)	m	6,3	6,3
Approach Angle	Degrees	31,8	31,8
Departure Angle	Degrees	25,1	25,1
Ramp Break-Over Angle	Degrees	23,2	23,2
Load Box Length - Floor	mm	1509	1509
Load Box Length - Top	mm	1471	1471
Load Box Width - Floor	mm	1560	1560

# Nissan Navara - 2 Wheel Drive

## Specifications & Features

MODEL - Double Cab		2.5i SE Plus 4X2 MT	2.5D SE Plus 4X2 MT
<b>DIMENSIONS (Continued)</b>			
Load Box Width - Top	mm	1492	1492
Load Box Width - Between Wheel Arches	mm	1134	1134
Load Box Width - Tailgate Opening	mm	1358	1358
Load Box Height	mm	493-500	493-500
Wading Depth	mm	600	600
<b>WHEELS &amp; TYRES</b>			
Wheel Size and Type		17" Alloy	17" Alloy
Tyre		255/65 R17 AT	255/65 R17 AT
Spare Wheel		Full Size Steel	Full Size Steel
Spare Wheel Lock		Option	Option
<b>EXTERIOR</b>			
Grill		Black	Black
Front Bumper		Body Coloured	Body Coloured
Rear Bumper		Body Coloured	Body Coloured
Side Steps		Black	Black
Over-Fender		-	-
Roof Rails		-	-
Door Mirror Finish		Black	Black
Door Mirrors		Power Adjustment + Manual Fold	Power Adjustment + Auto Fold
Door Handles		Black	Black
Front and Rear Mud Flaps		Std	Std
Front Towing Hook		Std	Std
Headlights		Halogen	Halogen
Fog Lights		-	-
Daytime Running Lights		-	-
2 Channel Utili-Track™ System		-	-
12V Outlet Inside Load Box		Std	Std
<b>COMFORT &amp; CONVENIENCE</b>			
Seating Capacity		5	5
Front Seat Type		Separate Seat	Separate Seat
Driver Seat Adjustment		6-Way Manual	6-Way Manual
Passenger Seat Adjustment		4-Way Manual	4-Way Manual
Seat Upholstery		Fabric	Fabric
Floor Material		Carpet	Carpet
Front Cup Holders		2	2
Front Door Storage Pockets and Bottle Holder		2	2
Rear Door Storage Pockets and Bottle Holder		2	2
Sunglass Holder		Std	Std
Rear Seat Aarmrest with Cup Holders		Std	Std
12V Outlet Inside Cabin		2	2
USB Port		3	3
Air-Conditioning		Std	Std
Rear Air Vents in Centre Console		Std	Std
Power Windows with Driver Auto Up/Down Button		Std	Std

# Nissan Navara - 2 Wheel Drive

## Specifications & Features

MODEL - Double Cab	2.5i SE Plus 4X2 MT	2.5D SE Plus 4X2 MT
<b>COMFORT &amp; CONVENIENCE (Continued)</b>		
Rear Screen	Manual Slide	Manual Slide
Central Locking	Std	Std
Speed Sensing Auto Door Lock	Std	Std
Intelligent Key with Keyless Entry and Push Start Button	-	-
Auto Dimming Rear View Mirror	-	-
<b>AUDIO &amp; CONNECTIVITY</b>		
Audio - CD, AM/FM, RDS, Bluetooth Connectivity	Std	Std
W2DIN Audio (CD + AM + FM)	-	-
Audio Harness/Wiring	Std	Std
Steering Wheel Controls	Std	Std
Nissan Connect (with Android Auto™ and Apple Car Play®)	-	-
8" Touch Screen Display	-	-
Navigation	-	-
<b>SAFETY &amp; SECURITY</b>		
Driver and Front Passenger Airbags	Std	Std
Side Airbags	Std	Std
Curtain Airbags	Std	Std
Driver Knee Airbag	Std	Std
Front Seat Belts 3-Point ELR with Pre-Tensioner, Load Limiter and Seatbelt Reminder	Std	Std
Rear Seat Belts (3) 3-Point ELR	Std	Std
ISOFIX Child Seat Anchorage	Std	Std
Anti-Theft System (Immobiliser)	Std	Std
Alarm	Std	Std
Anti-Lock Braking System (ABS)	Std	Std
Electronic Brake Force Distribution (EBD)	Std	Std
Brake Assist (BA)	Std	Std
Vehicle Dynamic Control (VDC)	Std	Std
Trailer Stability Assist (TSA)	Std	Std
Hill Start Assist (HSA)	Std	Std
Hill Descent Control (HDC)	-	-
Around View Monitor with Moving Object Detection	-	-
Reverse Camera and Sensors	-	-
Cruise Control	Std	Std
Front Brakes - Ventilated Discs	Std	Std
Rear Brakes - Drum	Std	Std
Windscreen Wipers	Variable Intermittent	Variable Intermittent
<b>SAFETY &amp; SECURITY</b>		
Service Interval	5,000 km	5,000 km

FEATURES AND SPECIFICATIONS ARE SUBJECT TO CHANGE DEPENDING ON MARKET AND GRADE. PLEASE CONSULT YOUR LOCAL NISSAN DEALERSHIP FOR MORE INFORMATION.

# Nissan Navara - 2 & 4 Wheel Drive

## Specifications & Features

MODEL - Single Cab	2.5i XE 4X2 MT	2.5i XE Plus 4X2 MT	2.5D XE 4X2 MT	2.5D XE Plus 4X2 MT	2.5D XE 4X4 MT	2.5D XE Plus 4X4 MT
<b>ENGINE</b>						
Engine		2.5i Low Output	2.5i Low Output	2.5D Mid Output	2.5D Mid Output	2.5D Mid Output
Displacement	cc	2488	2488	2488	2488	2488
Number of Cylinders		4	4	4	4	4
Bore and Stroke	mm	89.0 x 100.0	89.0 x 100.0	89.0 x 100.0	89.0 x 100.0	89.0 x 100.0
Maximum Power	kW/rpm	118/6000	118/6000	120/3600	120/3600	120/3600
Maximum Torque	Nm/rpm	233/4000	233/4000	403/2000	403/2000	403/2000
Fuel Type		Petrol	Petrol	Diesel	Diesel	Diesel
Fuel Supply		Multipoint, Manifold Injection	Multipoint, Manifold Injection	Common Rail Direct Injection	Common Rail Direct Injection	Common Rail Direct Injection
Fuel Tank Capacity	ℓ	80	80	80	80	80
<b>TRANSMISSION &amp; DRIVE TRAIN</b>						
Transmission		6-Speed Manual	6-Speed Manual	6-Speed Manual	6-Speed Manual	6-Speed Manual
Driven Wheels		2WD	2WD	2WD	2WD	4WD
<b>SUSPENSION</b>						
Front Suspension		Independent Double-Wishbone + Stabiliser	Independent Double-Wishbone + Stabiliser	Independent Double-Wishbone + Stabiliser	Independent Double-Wishbone + Stabiliser	Independent Double-Wishbone + Stabiliser
Rear Suspension		Leaf Spring	Leaf Spring	Leaf Spring	Leaf Spring	Leaf Spring
<b>WEIGHTS &amp; CAPACITY</b>						
Gross Combination Mass (GCM)	kg	6130	6130	6130	6130	6130
Gross Vehicle Mass (GVM)	kg	2950	2950	2950	2950	3000
Tare Mass	kg	2680	2680	2880	2880	2930
Min Kerb Weight	kg	1685	1685	1801	1801	1885
Max Kerb Weight	kg	1706	1706	1822	1822	1906
Payload	kg	1111	1111	1182	1182	1152
Gross Axle Mass (Front - Laden)	kg	1320	1320	1320	1320	1320
Gross Axle Mass (Rear - Laden)	kg	1690	1690	1785	1785	1785
Maximum Towing Capacity Unbraked	kg	750	750	750	750	750
Maximum Towing Capacity Braked	kg	1588	1588	3500	3500	3500
<b>DIMENSIONS</b>						
Overall Length	mm	5235	5235	5235	5235	5335
Overall Width (Excluding Mirrors)	mm	1790	1790	1790	1790	1790
Overall Height	mm	1755	1755	1755	1755	1760
Wheelbase	mm	3150	3150	3150	3150	3150
Ground Clearance (Rear Axle)	mm	214	214	214	214	214
Front Track	mm	1550	1550	1550	1550	1550
Rear Track	mm	1550	1550	1550	1550	1550
Front Overhang	mm	885	885	885	885	885
Rear Overhang	mm	1200	1200	1200	1200	1200
Turning Circle (Kerb to Kerb)	m	6,0	6,0	6,0	6,0	6,0
Approach Angle	Degrees	30,7	30,7	30,7	30,7	31,8
Departure Angle	Degrees	26,6	26,6	26,6	26,6	26,3
Ramp Break-Over Angle	Degrees	22,2	22,2	22,2	22,2	22,8
Load Box Length - Floor	mm	2353	2353	2353	2353	2353
Load Box Length - Top	mm	2311	2311	2311	2311	2311
Load Box Width - Floor	mm	1560	1560	1560	1560	1560
Load Box Width - Top	mm	1552	1552	1552	1552	1552

# Nissan Navara - 2 & 4 Wheel Drive

## Specifications & Features

MODEL - Single Cab		2.5i XE 4X2 MT	2.5i XE Plus 4X2 MT	2.5D XE 4X2 MT	2.5D XE Plus 4X2 MT	2.5D XE 4X4 MT	2.5D XE Plus 4X4 MT
<b>DIMENSIONS (Continued)</b>							
Load Box Width - Between Wheel Arches	mm	1134	1134	1134	1134	1134	1134
Load Box Width - Tailgate Opening	mm	1360	1360	1360	1360	1360	1360
Load Box Height	mm	472	472	472	472	472	472
Wading Depth	mm	600	600	600	600	600	600
<b>WHEELS &amp; TYRES</b>							
Wheel Size and Type		16" Steel	16" Steel	16" Steel	16" Steel	16" Steel	16" Steel
Tyre		205/R16 AT	205/R16 AT	205/R16 AT	205/R16 AT	205/R16 AT	205/R16 AT
Spare Wheel		Full Size Steel	Full Size Steel	Full Size Steel	Full Size Steel	Full Size Steel	Full Size Steel
Spare Wheel Lock		Option	Option	Option	Option	Option	Option
<b>EXTERIOR</b>							
Grill		Black	Black	Black	Black	Black	Black
Front Bumper		Black	Black	Black	Black	Black	Black
Side-Door Mirror Finish		Black	Black	Black	Black	Black	Black
Side-Door Mirrors		Manual Adjustment + Manual Fold	Manual Adjustment + Manual Fold	Manual Adjustment + Manual Fold	Manual Adjustment + Manual Fold	Manual Adjustment + Manual Fold	Manual Adjustment + Manual Fold
External Door Handles		Black	Black	Black	Black	Black	Black
Front and Rear Mud Flaps		Std	Std	Std	Std	Std	Std
Front Towing Hook		Std	Std	Std	Std	Std	Std
Headlights		Halogen	Halogen	Halogen	Halogen	Halogen	Halogen
Fog Lights		-	-	-	-	-	-
<b>COMFORT &amp; CONVENIENCE</b>							
Seating Capacity		2	2	2	2	2	2
Front Seat Type		Separate seat	Separate seat	Separate seat	Separate seat	Separate seat	Separate seat
Driver Seat Adjustment		4-Way Manual	6-Way Manual	4-Way Manual	6-Way Manual	4-Way Manual	6-Way Manual
Passenger Seat Adjustment		2-Way Manual	4-Way Manual	2-Way Manual	4-Way Manual	2-Way Manual	4-Way Manual
Seat Upholstery		Vinyl	Fabric	Vinyl	Fabric	Vinyl	Fabric
Floor Material		Vinyl	Carpet	Vinyl	Carpet	Vinyl	Carpet
Front Cup Holders		2	2	2	2	2	2
Front Door Storage Pockets and Bottle Holder		2	2	2	2	2	2
Sunglass Holder		-	-	-	-	-	-
12V Outlet Inside Cabin		1	2	1	2	1	2
USB Port		-	-	-	-	-	-
Air-Conditioning		Std	Std	Std	Std	Std	Std
Manual Windows		Std	Std	Std	Std	Std	Std
Power Windows with Driver Auto Up/Down Button		-	-	-	-	-	-
Rear Screen		Fixed	Fixed	Fixed	Fixed	Fixed	Fixed
Auto Dimming Rear View Mirror		-	-	-	-	-	-
Manual Dimming Rear View Mirror		Std	Std	Std	Std	Std	Std
<b>AUDIO &amp; CONNECTIVITY</b>							
Without Audio Head Unit (With Pre-Wire)		Std	Std	Std	Std	Std	Std
<b>SAFETY &amp; SECURITY</b>							
Driver and Front Passenger Airbags		Std	Std	Std	Std	Std	Std
Side Airbags		-	Std	-	Std	-	Std

# Nissan Navara - 2 & 4 Wheel Drive

## Specifications & Features

MODEL - Single Cab		2.5i XE 4X2 MT	2.5i XE Plus 4X2 MT	2.5D XE 4X2 MT	2.5D XE Plus 4X2 MT	2.5D XE 4X4 MT	2.5D XE Plus 4X4 MT
<b>SAFETY &amp; SECURITY (Continued)</b>							
Curtain Airbags		-	Std	-	Std	-	Std
Driver Knee Airbag		-	Std	-	Std	-	Std
Front Seat Belts 3-Point ELR with Pre-Tensioner, Load Limiter and Seatbelt Reminder		Std	Std	Std	Std	Std	Std
ISOFIX Child Seat Anchorage		-	-	-	-	-	-
Immobiliser		Std	Std	Std	Std	Std	Std
Alarm		-	-	-	-	-	-
Anti-Lock Braking System (ABS)		Std	Std	Std	Std	Std	Std
Electronic Brake Force Distribution (EBD)		Std	Std	Std	Std	Std	Std
Brake Assist (BA)		Std	Std	Std	Std	Std	Std
Vehicle Dynamic Control (VDC)		-	Std	-	Std	-	Std
Trailer Stability Assist (TSA)		-	Std	-	Std	-	Std
Hill Start Assist (HSA)		-	Std	-	Std	-	Std
Hill Descent Control (HDC)		-	-	-	-	-	Std
Front Brakes - Ventilated Discs		Std	Std	Std	Std	Std	Std
Rear Brakes - Drum		Std	Std	Std	Std	Std	Std
Windscreen Wipers		Variable Intermittent	Variable Intermittent	Variable Intermittent	Variable Intermittent	Variable Intermittent	Variable Intermittent
<b>SERVICE</b>							
Service Interval		5,000 km	5,000 km	5,000 km	5,000 km	5,000 km	5,000 km

FEATURES AND SPECIFICATIONS ARE SUBJECT TO CHANGE DEPENDING ON MARKET AND GRADE. PLEASE CONSULT YOUR LOCAL NISSAN DEALERSHIP FOR MORE INFORMATION.

## NISSAN AFTERSALES OUR PROMISE. YOUR EXPERIENCE

### AT NISSAN WE KEEP OUR PROMISES AND TAKE CARE OF OUR FAMILY

Servicing and repairing your Nissan at an authorised Nissan dealership is the way to go. Our Nissan technicians are highly trained specialists that know your Nissan better than anyone. They will use Genuine Nissan Parts, Genuine Nissan Accessories to ensure quality, reliability and to keep your vehicle performing to optimum standards. Nissan aims to keep you and your vehicle on the road with total peace of mind - for as long as possible. That is the Nissan Aftersales commitment.

**Nissan's commitment to quality:** To provide all customers with a consistently high level of quality, Nissan applies the same standards worldwide, to ensure that all Nissan owners enjoy peace of mind for the lives of their vehicles. The approach is based on quality from the customer's perspective on three key elements: First, the expectation of a smooth driving experience with complete peace of mind. Second, the intangible appeal of a vehicle, its power to captivate and excite, with features that capture attention and imagination. Third, the level of attentiveness and service during the sales process, and long after the sale is concluded.

**Legal notice:** Every effort has been made to ensure that the contents of this brochure is correct at the time of going to print (May 2023). This brochure may be produced featuring prototype or accessorised vehicles exhibited at motorshows and in accordance with the company's policy of continuously improving its products. Nissan South Africa reserves the right to change the specifications and the vehicles described and shown in this brochure at any time. Nissan dealers will be informed of any such modifications as quickly as possible. Please check with your local Nissan dealer to receive the most up-to-date information. Due to the limitations of the printing process used, the colours shown in this brochure may differ slightly from the actual colours of the paint and interior trim material used. All rights reserved. Reproduction in whole or part of this brochure without the written permission from Nissan is forbidden.



### Nissan's commitment to the environment

Nissan's environmental philosophy embraces people, vehicles and nature. In the pursuit of a sustainable mobile society, the Nissan Green Program aims to reduce the environmental impact of Nissan vehicles at every stage of the vehicle life cycle, while corporate activities address environmental challenges.





**NISSAN  
INTELLIGENT  
MOBILITY**

Nissan Intelligent Mobility moves you one step ahead. In cars that feel like an extension of you, helping you see more and sense more, reacting with you, and sometimes even for you. Nissan Intelligent Mobility is about a better future - moving us to a world that's safer, more sustainable, and exciting.

